

Active Shooter Survival

Mike Bewley

Safety Manager

Public Works Department

Active Shooter Definition

The National Tactical Officers Association defines active shooter as one or more subjects who participate in a random or systematic shooting spree, demonstrating their intent to continuously harm others.

An active shooter's overriding objective appears to be that of mass murder, rather than criminal conduct such as robbery, kidnapping, etc. The definition of an active shooter can include any assault with a deadly weapon causing a mass homicide.

This takes place in a public places.

Immediate Responder

The immediate responder is an unprompted group of people comprised of both casualties with minor injuries and uninjured others located in direct proximity to an incident site. (Harris et. al).

Active Shooter Typology

(Bewley)

School Shooters

- Columbine (Klebod, Harris)
- Virginia Tech (Cho)
- Sandy Hook (Lanza)

Lone Wolf

- Killeen (Hennard)
- Aurora (Holmes)
- San Ysidro (Huberty)
- Sutherland Springs (Kelley)

Terrorism

- Mumbai, India
- Paris, France

Workplace Violence

- Washington Navy Yard, Washington, D.C., 12 deaths
- Post Office, Edmund, Oklahoma, 14 Deaths
- Hartford Distributors, Manchester, Conn. 8 deaths

Individual Terrorism

Islamic-based

- Killeen (Hasan)
- Orlando (Mateen)
- San Bernardino (Farook, Malik)

Individual Terrorism

White Nationalist based

- Utoya, Norway (Brevik)
- Charleston (Roof)
- Pittsburgh (Bowers)
- Christchurch, New Zealand (Tarrant)

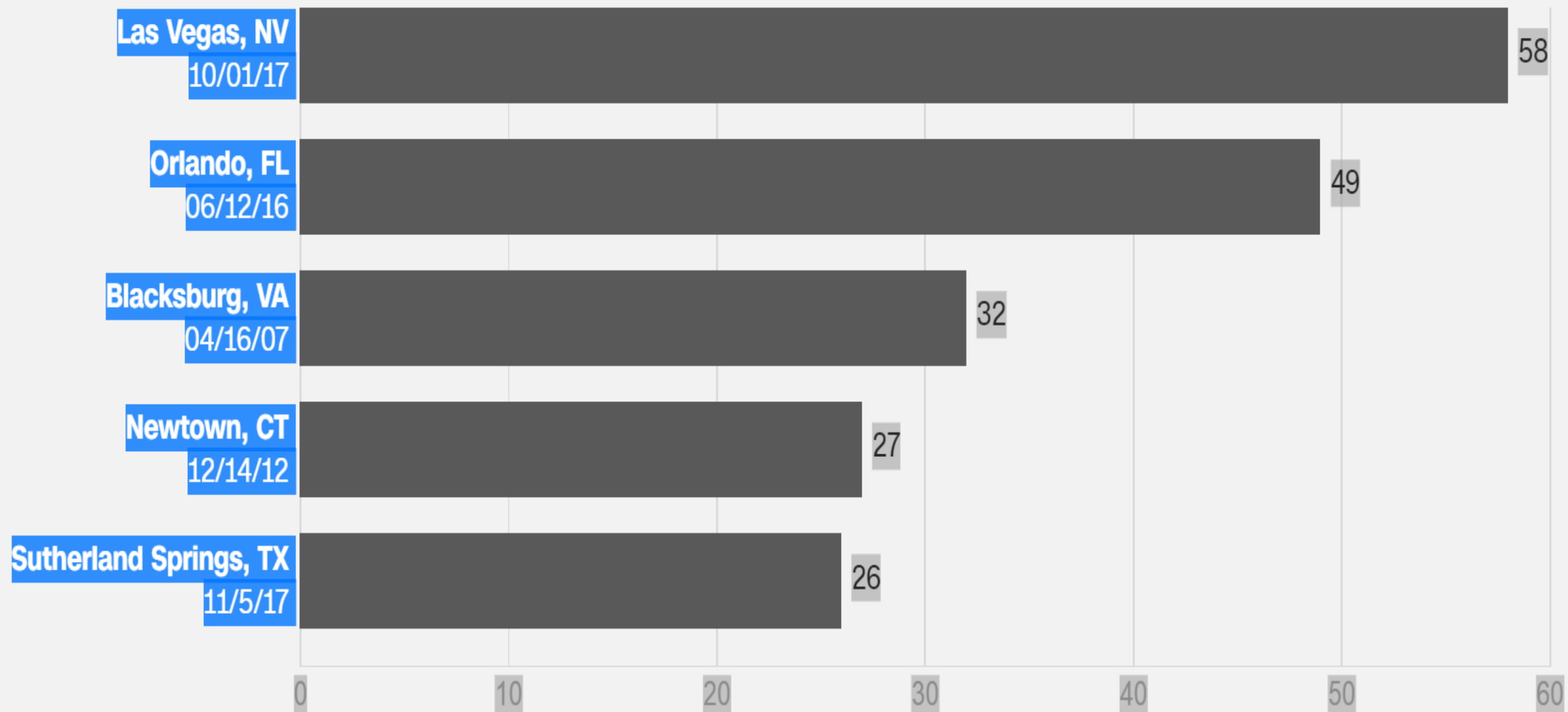
Sniper Attacks

(Shooter is not mobile)

UT Tower

Las Vegas, Nevada

5 deadliest shootings



Shooter Characteristics

- Social Isolation
- Alienation/Disenfranchisement
- Social/Political Helplessness
- Anger
- Need to create an identity
- Need to belong

Role of the Internet

- Potential shooters find others like themselves
- Potential shooters study other shooting incidents to improve their tactics.

The Columbiners

- Columbine High School inspired 74 copycat cases
- 53 plots were thwarted by law enforcement
- 21 attacks, 89 deaths, 126 wounded, 9 shooter suicides
- Columbine High is regularly visited by aspiring copycats, some from overseas

Type of Active Shooter Incident most likely for City of Austin Employees: Workplace Violence

- Domestic Dispute
- Citizen Dispute
- Employee Dispute

Precedent: Washington Navy Yard

Incident Survival Factors

- Time
- Sight
- End Game

Time

The shooter knows they are on the clock, once they hear the approach of sirens, they know the end is near.

Their goal is to cause as much carnage as possible. They will therefore ordinarily not waste time going through the building, typically they will choose an area with lots of available targets.

Sight

Due to the time constraints the shooters are looking for targets they can see. If they cannot readily see a target, they move on.

End Game

The shooter is ordinarily not planning to survive the event. They are planning to kill themselves. Our goal should be to get sirens inbound to our location so that the shooter will kill himself.

Shooting Factors against you

- The shooter is there to kill you, this is not a hostage situation.
- You cannot negotiate with an active shooter, they have spent a long time building up to this action, often planning for years.

Active Shooter Strategies

- Run
- Hide
- Fight

Run

- At the first indication that there is a shooting, leave the area if possible.
- Encourage people around to leave with you, but do not delay your exit.
- Once out of the area or building, call 911 if you have your cell phone.
- Tell the dispatcher the following, “Active Shooter,” then the address
- Keep moving away from the building, you cannot become a target if the shooter cannot see you.
- If police are approaching the building as you exiting, hold up your empty hands.

Hide

- If determine you cannot run, you must hide
- First choice is a room that you can either lock or barricade the door.
- Turn off the lights, silence your cell phone.
- Get down, bullets will penetrate sheet rock.
- If you cannot find a room, hide behind something that will absorb or deflect a bullet, (low wall, heavy object).
- Silence your cell phone.
- You must hide behind something that conceals you completely.
- Do not hide under a table.

Fight

- If you cannot run or you cannot find a secure hiding place, you must fight the shooter if they confront you.
- Use anything around you as a weapon, (mops, staplers, pencils, fingernails, the heel of a woman's shoe.)
- Go the vulnerable areas of the body. (the eyes, throat, groin, or even weapon itself)
- You **MUST** commit yourself to the attack.

Alternate Survival Strategies

- Playing dead
- Many persons have survived the initial shooting by playing dead, however the shooter will often return and shoot everyone again.
- Coming face to face with the shooter, fight or run!
- It is very difficult to shoot a moving target, even at close range, the shooter will very likely miss, run in a zig zag pattern.
- Fight! The shooter is not prepared to fight you, he is counting on you to freeze when he points the gun your way.
- Just don't stand there and let yourself get shot.

Good Guy with a Gun

Only advice is to inform you that the police will kill anyone they see that is armed.

Public Safety Response Police

The goal of the police is to find and stop the shooter.

Active shooter training for them involves forming into a team either two or four, enter the building and stop the shooter.

They will form this team even if from different departments.

They will ignore the dying and the wounded until the shooter is found.

Public Safety Response

Fire

- Firefighters will enter the hot zone under police protection and remove victims to a casualty collection point.
- The goal is not to treat the patient but remove them out of the hostile area.

Public Safety Response

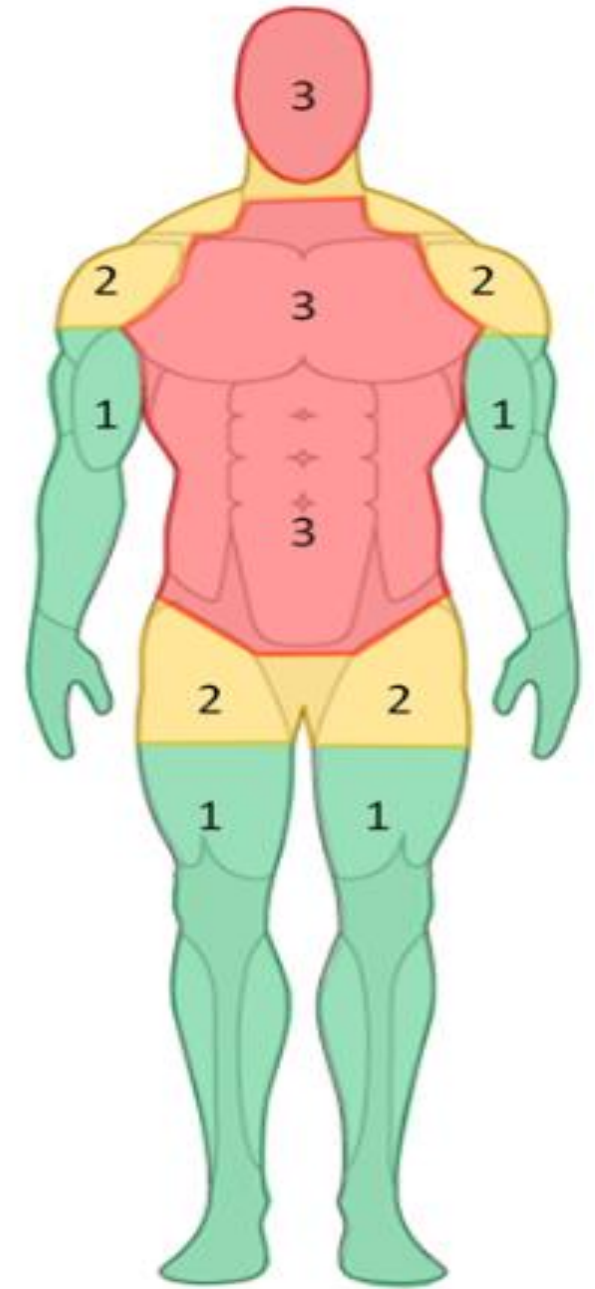
EMS

- EMS will assess patients in the casualty collection point and then move patients ambulances for transport to the hospital.
- EMS will triage the patients, the most critical patients will be treated first.

First Aid

- It is entirely likely that if you survive the shooting, you will find someone who is wounded around you either in your secure location, or outside the building.
- Medical help may be delayed initiate first aid immediately

	Location	Wound Type	Treatment
1	Extremity	Compressible	Tourniquet
2	Junctional Axilla Pelvis Neck	Compressible/ Not Amenable to Tourniquet	Wound Packing
3	Torso Head	NON-Compressible	Loose Bandage Occlusive Seal

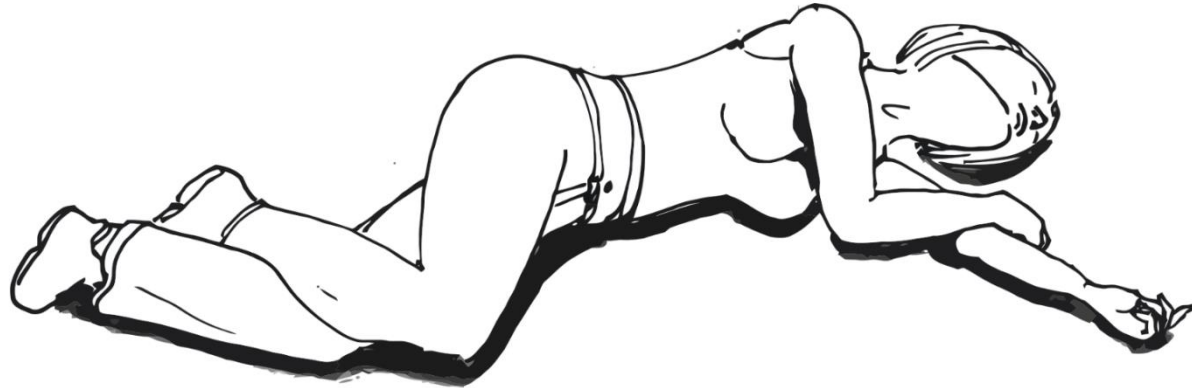


Patient Collection Point

- Austin Fire Department will move patients to a patient collection point.
- This will generally be in the front of the building for ambulance access.
- If the wounded person can walk, get them to the patient collection point.
- If they cannot walk, get to the patient collection point and grab a firefighter, tell them you have a wounded person.

Recovery Position

Place non-responsive persons in the recovery position.



Extended Recovery Phase

- Notify that you are okay, (family, friends) etc.
- Notify work that you are okay if possible.
- Don't leave, the police will want to interview you

The following video contains graphic content of a violent nature.

Viewer discretion is advised.